



STONEWARE TILE TABLES
Catalog No. 9
MARSHALL STUDIOS, INC.
Veedersburg, Indiana

TABLE OF CONTENTS

Page 1	Stoneware Tile Tables—General Tile and Glaze Information Care of Tables Shipping Information
Page 2	Standard Materials and Finishes Standard Moldings
Page 3	Leg Construction Flared Feet Price List for Leg Sets
Page 4	TT and TTA Rectangular Tables—Schedule A TT5652/A 30 ³ / ₄ " x 60 ¹ / ₄ " Breakfast
Page 5	TT28 44" x 44" Medium Square Coffee TT5751/A 25 ¹ / ₄ " x 61 ¹ / ₂ " Coffee TT5651/A Special Grouping
Page 6	TTA5710 18 ³ / ₄ " x 47 ¹ / ₂ " Small Coffee TTA5510/A 18 ³ / ₄ " x 47 ¹ / ₂ " Small Coffee TTA5551/A 21 ¹ / ₄ " x 61 ¹ / ₄ " Chess Table
Page 7	Tables with Rounded Ends—Schedule B TTA5712/C 18 ³ / ₄ " x 60" Coffee TT35 36 ¹ / ₂ " x 84" Dining
Page 8	Round Table Information Half Round Table Information TT and TTA—Round Tables—Schedule C TT and TTA—Half Round Tables—Schedule D
Page 9	TT35 49" Round Dining TT35 54" Half Round Breakfast or Console
Page 10	TTA35 36 ¹ / ₄ " Round Coffee TT5711 49" Round Coffee TTA28 18 ³ / ₄ " x 20" High Pedestal
Page 11	TTA5510/A 60 degree segment TTA5650/A 90 degree Pie
Page 12	TTD Rectangular Tables—Schedule E Information on Variegated Designs TTD5510/A 21" x 62 ¹ / ₄ " Coffee
Page 13	TTD28 21" x 62 ¹ / ₄ " Coffee TTD5750 21" x 62 ¹ / ₄ " Coffee TTD5651/A 21" x 62 ¹ / ₄ " Coffee
Page 14	TTB Rectangular Brass Tables—Schedule F TTB5651/A 17 ³ / ₄ " x 71 ¹ / ₂ " Long Coffee TTB30 17 ³ / ₄ " x 17 ³ / ₄ " Chow Group
Page 15	TTB64 17 ³ / ₄ " x 71 ¹ / ₂ " Long Coffee TTB Round Brass Tables—Schedule G TTB28 35 ¹ / ₄ " Brass Round Coffee
Page 16	TTC5610/A 31 ¹ / ₄ " x 31 ¹ / ₄ "—20" height Corner TTE32 19 ¹ / ₄ " x 60 ¹ / ₂ " Teak Coffee
Page 17	TTA5510/A 16 ¹ / ₄ " x 16 ¹ / ₄ " Teak Chow or Stool TT Round Tables with Ring Pedestal—Schedule H TT35 46 ¹ / ₂ " Ring Pedestal
Page 18	TT5511/A 16 ¹ / ₂ " x 60 ¹ / ₄ " Special TT5512/A 16 ¹ / ₂ " x 47 ³ / ₄ " Special
Page 19	PI64-35-FT2 Table Floor Lamp
Pages 20-21	Basic Size Chart
Pages 22-23	Basic Price Chart
Page 24	Special Sizes and Designs Method of Pricing Tables

STONEWARE TILE TABLES

Stoneware tile, combined with a proven method of frame and leg construction, results in a new type of table which cannot be duplicated in any of the traditional manufacturing techniques.

The surface of stoneware tile is practically indestructible — it will not scratch or wear. Even standing or jumping on the tile surface will not be harmful.

The tables may be made in any size, shape or color on our glaze chart, and the frames and legs can be made in a wide range of sizes, shapes and materials.

Specific sizes, shapes, designs and materials are shown on the following pages. If you cannot find your requirements in this catalog, please write for a quotation.

TILE AND GLAZE INFORMATION

The stoneware tiles are laid in 1 1/4" modules and are available in any combination of glaze colors, as listed below:

Matte Glazes

28—white to light grey
30—dark brown
31—dark green
32—light brown
33—textured sand
35—textured grey
45—black
64—light green

Shiny Glazes

23—white to light grey
50—dark brown
53—textured tan
54—textured light green
56—blue green

A glaze chart may be obtained upon request.

GLAZE VARIATION. Because our tile is fired in periodic kilns, there will be some variation from one firing to another. Therefore, please allow us some variations from one kiln to another, and from our glaze samples.

CARE

These table tops are extremely durable and strong — resistant to damage from heat, liquids, scratches, etc.

No special care is required to maintain the tile surface, but paste wax may be applied if desired for ease in cleaning. The wood surfaces should be waxed when necessary.

In case of deep denting to the wood surfaces, they may be repaired by steaming the depressed area with a wet cloth and soldering iron. They may then be lightly sanded with 4/0 sandpaper, after which two coats of gym finish, or some other penetrating oil finish, may be applied. After light sanding or steel wooling, a coat of wax may be applied and polished.

SHIPPING INFORMATION

Our tile tables are shipped as K.D. tables by Motor Freight, f.o.b. Veedersburg, Indiana, unless otherwise specified.

DAMAGE IN SHIPMENT

All of our tables are carefully packed and inspected before leaving the Studio. If damage occurs, it is necessary for you to file your claim with the carrier.

STANDARD MATERIALS AND FINISHES

The legs and frames are of natural walnut (cut from one board and NOT stained) or teak. The finely sanded wood is finished with oil and wax, which undoubtedly gives the most practical and enduring finish when maintained with an occasional waxing.


TEAK—10% additional (figured on table top frame and legs).

STANDARD MOLDINGS

TT— $\frac{3}{4}$ " x $1\frac{3}{4}$ "

Legs have $1\frac{7}{8}$ " tops and 1" tips.


The scale of this molding is appropriate for breakfast, dining and average scale coffee tables.



TTA— $\frac{5}{8}$ " x $1\frac{1}{4}$ "

Legs have $1\frac{7}{8}$ " tops and $\frac{3}{4}$ " tips.


This molding is light in scale and is used when this quality is desirable.



TTB— $\frac{1}{8}$ " x 1"

Legs have $1\frac{7}{8}$ " tops and $\frac{3}{4}$ " brass tips.


Rectangular and round tables are available with brass molding, and walnut legs with brass tips are furnished.



TTC— $1\frac{1}{4}$ " x $1\frac{1}{4}$ "

Legs have $1\frac{7}{8}$ " tops and 1" tips.


The width of the molding is the same as that of the tile module, and a pleasing effect may be obtained by dividing the tile area with inlaid walnut strips.



TTD— $1\frac{3}{4}$ " x $1\frac{3}{4}$ "

Legs have $1\frac{7}{8}$ " tops and $1\frac{1}{4}$ " tips.

This heavier molding particularly emphasizes the quality of the natural wood finish.




TTE— $\frac{7}{8}$ " x $1\frac{7}{8}$ "

Legs have $1\frac{7}{8}$ " tops and $1\frac{1}{2}$ " brass tips.

This molding is usually done in teak, and the ends on coffee or corners on square tables have a curved, sculptured detail. Photographed on page 16.

LEG CONSTRUCTION

The demountable solid walnut legs are screwed into half-inch malleable pipe flanges, which are attached with machine screws (not wood screws) into hardened T-nuts. This construction insures strength. The legs are regularly a straight taper, with the size of top and tip in proper scale for the molding specified.



FLARED FEET



TT FLARED FOOT



TTA FLARED FOOT

On certain floors a broader tip may be required. When desired, a flared foot may be requested, which is $1\frac{3}{8}$ " pad diameter for TT and $1\frac{1}{4}$ " pad diameter for TTA.

PRICE LIST FOR LEG SETS

Legs for our tables are priced as follows, and when extra sets are needed to vary the height of the tables, they may be ordered separately:

Size	Plain	Brass Tips No-Mar
16" and below	\$20.00	\$26.00
18"	22.00	28.00
20"	24.00	30.00
22"	26.00	32.00
24"	28.00	34.00
26"	30.00	36.00
28"	32.00	38.00
30"	34.00	40.00

TT AND TTA RECTANGULAR TABLES — SCHEDULE A

TT: 3/4" x 1 3/4" molding with 1" tips—Corner detail 1, page 2

TTA: 5/8" x 1 1/4" molding with 3/4" tips—Corner detail 2, page 2

TT	TTA	Height		Plain	Design or Variegated
16 1/2" x 16 1/2"	16 1/4" x 16 1/4"	16"	chow	57.00	60.20
19" x 31 1/2"	18 3/4" x 31 1/4"	20"	end	88.00	94.80
31 1/2" x 31 1/2"	31 1/4" x 31 1/4"	16"	small square coffee	120.00	131.60
31 1/2" x 31 1/2"	31 1/4" x 31 1/4"	20"	corner	124.00	135.60
31 1/2" x 31 1/2"		28"	small card	132.00	143.60
36 1/2" x 36 1/2"	36 1/4" x 36 1/4"	16"	square coffee	153.00	169.00
36 1/2" x 36 1/2"		28"	card	165.00	181.00
44" x 44"	43 3/4" x 43 3/4"	16"	medium square coffee	208.00	231.20
49" x 49"	48 3/4" x 48 3/4"	16"	large square coffee	256.00	285.60
19" x 47 3/4"	18 3/4" x 47 1/2"	16"	small coffee	111.00	121.40
19" x 60 1/4"	18 3/4" x 60"	16"	coffee	132.00	145.20
19" x 72 3/4"	18 3/4" x 72 1/2"	16"	long coffee	153.00	169.00
19" x 84"	18 3/4" x 83 3/4"	16"	7' coffee (6 legs)	188.00	207.20
19" x 96 1/2"	18 3/4" x 96 1/4"	16"	8' coffee (6 legs)	206.00	227.60
30 1/4" x 60 1/4"		28"	breakfast	214.00	236.40
36 1/2" x 72 3/4"		28"	dining	286.00	318.00
21 1/2" x 61 1/2"	21 1/4" x 61 1/4"	16"	chess	150.00	165.60



TT5652/A Walnut Breakfast or Small Dining Table


30 1/4" x 60 1/4"—28" height

Glaze 28 matte white, with design in 2 1/2" tiles—"squiggle" design with blue centers

Retail \$242.40


Retail \$236.40 with plain legs

This design is attractive in Glaze 35 textured grey as a background, with Glaze 30 dark brown "squiggle," or it may be obtained in any other desired glaze combination.



TT-28 Walnut Medium Square Coffee Table


44" x 44"—16" height
 Glaze 28 Matte white
 Retail \$208.00



TT5751/A Walnut Coffee Table (Special Size)

25 $\frac{1}{4}$ " x 61 $\frac{1}{2}$ "—16" height
 Wide dark bands Glaze 30 dark brown; white bands No. 28
 matte white; middle bands No. 32 light brown
 Retail \$190.40

This is an interesting way to bring in various colors in lateral bands. Any combination of colors on the glaze chart may be used.




TT5651/A Walnut—Special Grouping (Special Sizes)

Small Tables 19" x 19"—16" height—BRASS TIPPED LEGS
 Design in Glazes 45 matte black; 35 textured grey; 64 light
 green; 28 matte white
 Retail \$73.00 (Less \$6.00 if plain legs are desired)

Center Table 19" x 36 $\frac{1}{2}$ "—16" height—BRASS TIPPED LEGS


Design in Glazes 45 matte black; 35 textured grey; 64 light
 green; 28 matte white
 Retail \$107.00 (Less \$6.00 if plain legs are desired)

Total Retail for Group—\$253.00 (Less \$18.00 if plain legs
 are desired)



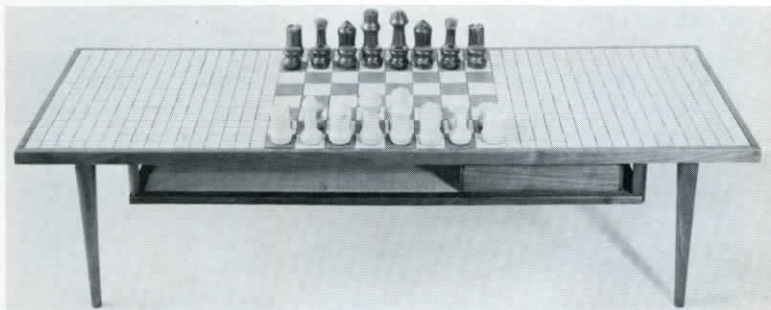
TTA5710 (Plain Price Bracket) Walnut Small Coffee Table

18 $\frac{3}{4}$ " x 47 $\frac{1}{2}$ "—16" height
 Glaze 28 matte white with accents of 32 light brown
 Retail \$111.00



TTA5510/A Walnut Small Coffee Table

18 $\frac{3}{4}$ " x 47 $\frac{1}{2}$ "—16" height
 Variegated in tones of 64 green
 Retail \$141.40 with pandanus rack
 (\$20.00 may be deducted if rack is not desired)




TTA5551/A Walnut Chess Table

21 $\frac{1}{4}$ " x 61 $\frac{1}{4}$ "—16" height
 Glazes 30 and 28 in 2 $\frac{1}{2}$ " tiles as chess board, glaze 28 at either
 end in 1 $\frac{1}{4}$ " tiles
 Retail \$190.60 with pandanus rack (\$25.00 may be deducted if
 rack is not desired)

Chess set in Glazes 28 and 30 Retail \$25.00
 Chess box in walnut with pandanus cover Retail \$20.00


TABLES WITH ROUNDED ENDS — SCHEDULE B

TT	TTA	Height		Plain	Design or Variegated
19" x 60 $\frac{1}{4}$ "	18 $\frac{3}{4}$ " x 60"	16"	coffee	153.80	167.40
19" x 72 $\frac{3}{4}$ "	18 $\frac{3}{4}$ " x 72 $\frac{1}{2}$ "	16"	long coffee	174.80	191.20
19" x 84"	18 $\frac{3}{4}$ " x 83 $\frac{3}{4}$ "	16"	7' coffee (6 legs)	202.80	221.60
19" x 96 $\frac{1}{2}$ "	18 $\frac{3}{4}$ " x 96 $\frac{1}{4}$ "	16"	8' coffee (6 legs)	224.80	246.40
36 $\frac{1}{2}$ " x 84"		28"	7' dining (4 legs)	354.30	391.90
41 $\frac{1}{2}$ " x 96 $\frac{1}{2}$ "		28"	8' dining (6 legs)	464.50	514.10



TTA5712C Walnut Coffee Table

18 $\frac{3}{4}$ " x 60"—16" height
 Design in glaze 28 white, 32 light brown and 45 matte black
 Background tile 35 textured grey
 Retail \$183.10



TT35 Walnut Dining Table

36 $\frac{1}{2}$ " x 84"—28" legs
 Glaze 35 textured grey
 Retail \$354.30

ROUND TABLES

On round tables, either TT ($3\frac{3}{4}'' \times 13\frac{3}{4}''$) or TTA ($5\frac{5}{8}'' \times 11\frac{1}{4}''$) molding may be specified. On the following chart, we have shown TT or TTA molding, according to the scale of the table. However, either molding may be specified, as desired.

Other diameters and heights from those shown may be ordered, and the prices are figured on the same basis as the schedule below.

HALF ROUND TABLES

Half round tables may be used in many interesting ways—as breakfast tables, as coffee tables, as console tables in halls or against a window, or as double purpose tables, in pairs as console tables or a round dining table. The console tables may also be used at either end of a rectangular small dining table as a means of increasing seating capacity.

TT AND TTA ROUND TABLES — SCHEDULE C

Diameter		Height		Plain	Design or Variegated
TT	TTA				
	18 $\frac{3}{4}''$	18"	3-legged stool	65.30	69.30
	18 $\frac{3}{4}''$	20"	pedestal	75.00	79.00
	23 $\frac{3}{4}''$	20"	small lamp	95.50	102.30
	28 $\frac{3}{4}''$	20"	lamp	121.50	131.50
	31 $\frac{1}{4}''$	16"	small round coffee	130.50	142.10
	36 $\frac{1}{4}''$	16"	round coffee	166.30	182.30
36 $\frac{1}{2}''$		28"	round card	178.30	194.30
	43 $\frac{3}{4}''$	16"	large round coffee	226.00	249.20
44"		28"	round breakfast	238.00	261.20
49"	48 $\frac{3}{4}''$	16"	4' coffee (6 legs)	288.00	317.60
49"		28"	small round dining (6 legs)	306.00	335.60
54"	53 $\frac{3}{4}''$	16"	4'6" coffee (6 legs)	349.00	385.80
54"		28"	round dining (6 legs)	367.00	403.80
60 $\frac{1}{4}''$	60"	16"	5' coffee (6 legs)	414.00	458.80
60 $\frac{1}{4}''$		28"	large round dining (6 legs)	432.00	476.80

TT AND TTA—HALF ROUND TABLES)—SCHEDULE D

Diameter		Height		Plain	Design or Variegated
TT	TTA				
	36 $\frac{1}{4}''$	16"	half round coffee	* 93.15	*101.15
36 $\frac{1}{2}''$		28"	half round console	*102.15	*110.15
	43 $\frac{3}{4}''$	16"	large half round coffee	*123.00	*134.60
44"		28"	half round console	*132.00	*143.60
49"	48 $\frac{3}{4}''$	16"	half round coffee	154.00	168.80
49"		28"	half round console	166.00	180.80
54"	53 $\frac{3}{4}''$	16"	half round coffee	184.50	202.90
54"		28"	half round console	196.50	214.90
60 $\frac{1}{4}''$	60"	16"	half round coffee	217.00	239.40
60 $\frac{1}{4}''$		28"	half round console	229.00	251.40

*These tables have three legs regularly.



TT35 Walnut Dining Table
49" diameter—28" high
Glaze 35 textured grey
Retail \$306.00




TT35 Walnut Half Round Console or Breakfast Table
54" diameter—28" high—No-Mar Glides
Glaze 35 textured grey
Retail \$202.50
Retail \$196.50 with plain legs



TTA35 Walnut Round Coffee Table

36 $\frac{1}{4}$ " diameter—16" height
Glaze 35—textured grey
Retail \$166.30



**TT5711 (Plain price bracket)
Walnut Coffee Table**

49" diameter—16" height
(6 legs)
Glaze 35—textured grey
Retail \$288.00



TTA28 Walnut Pedestal Table

18 $\frac{3}{4}$ " diameter—20"
height
Glaze 28—matte white
Retail \$75.00




TTA5510/A Walnut Table—60 Degree Segment

30" sides—20" height

Variiegated in glazes 35 matte textured grey; 33 textured sand;
32 light brown and 64 light green

Retail \$150.00 as shown; in one glaze only \$140.00

This type of table is especially suitable for use in open areas
between two chairs or between a chair and sofa.



TTA5650/A Walnut Table—90 Degree Pie

30" sides—90 degree angle—20" height

Bands in Glazes 30 dark brown; 64 light green and
35 textured grey

Retail \$150.00 as shown; in one glaze only \$140.00

This table is for use between a sofa and chair in an open area
in order to improve the circulation of the room.

TTD RECTANGULAR TABLE — SCHEDULE E

1 $\frac{3}{4}$ " x 1 $\frac{3}{4}$ " molding with 1 $\frac{1}{4}$ " tips — Corner detail 5, page 2

Size	Height		Plain	Design or Variegated
19 $\frac{3}{4}$ " x 31"	20"	end	89.00	95.00
31" x 31"	16"	small square coffee	117.50	127.50
31" x 31"	20"	corner	121.50	131.50
36" x 36"	16"	square coffee	146.80	160.40
36" x 36"	28"	card	158.80	172.40
43 $\frac{1}{2}$ " x 43 $\frac{1}{2}$ "	16"	medium square coffee	206.50	227.30
48 $\frac{1}{2}$ " x 48 $\frac{1}{2}$ "	16"	large square coffee	252.00	278.40
21" x 49 $\frac{3}{4}$ "	16"	small coffee	120.80	131.20
21" x 62 $\frac{1}{4}$ "	16"	coffee	143.50	156.70
21" x 72 $\frac{1}{4}$ "	16"	long coffee	163.00	178.60
21" x 84 $\frac{3}{4}$ "	16"	7' coffee (6 legs)	197.00	215.40
21" x 96"	16"	8' coffee (6 legs)	216.50	237.30


INFORMATION ON VARIEGATED DESIGNS

Our variegations are determined by using the same number of each tile glaze in every lateral row.

EXAMPLE: On Table TTD5510/A, shown below, the tile size is 14 x 47. In the 14 tile, we will use less of the brighter or contrasting tiles and more of the neutral colors. In this variegation there are 7 of tile 35, textured grey; 4 of 33, textured sand; 1 of 30, brown; 1 of 28, matte white and 1 of 31, dark green.

A particularly effective variegation is composed of 3 tile 33, textured sand; 1 of 30, brown; 7 of 35, textured grey and 3 of 64, light green.

Any combination of glazes on the glaze chart may be specified, if you will indicate the proportion desired.




TTD5510/A Walnut Coffee Table

21" x 62 $\frac{1}{4}$ "—16" height


Variegated tile—7 of 35 textured grey; 4 of 33 textured sand; 1 of 30 brown; 1 of 28 matte white and 1 of 31 dark green

Retail \$156.70




TTD28 Walnut Coffee Table

21" x 62 $\frac{1}{4}$ "—16" height
Glaze 28 matte white
Retail \$143.50



TTD5750 (plain price bracket) Walnut Coffee Table

21" x 62 $\frac{1}{4}$ "—16" height
Glaze 28 matte white with accents of glaze 30 dark brown
Retail \$156.70



TTD5651/A Walnut Coffee Table


21" x 62 $\frac{1}{4}$ "—16" height
Design in Glazes 45 matte black, 35 textured grey, 64 light green and
28 matte white
Retail \$156.70

For other standard sizes, please see Schedule E, Page 12.

TTB RECTANGULAR BRASS TABLES — SCHEDULE F


1/8" x 1" molding with 3/4" Brass Tips — Corner detail 3, page 2

Size	Height		Plain	Design or Variegated
17 3/4" x 17 3/4"	16"	chow	74.80	78.80
17 3/4" x 30 1/4"	20"	end	101.50	108.30
30 1/4" x 30 1/4"	16"	small square coffee	136.50	148.10
30 1/4" x 30 1/4"	20"	corner	140.50	152.10
30 1/4" x 30 1/4"	28"	small card	148.50	160.10
36 1/2" x 36 1/2"	16"	square coffee	186.50	204.10
36 1/2" x 36 1/2"	28"	card	198.50	216.10
42 3/4" x 42 3/4"	16"	medium square coffee	232.00	255.20
47 3/4" x 47 3/4"	16"	large square coffee	284.00	313.60
17 3/4" x 47 3/4"	16"	small coffee	130.00	140.80
17 3/4" x 59"	16"	coffee	149.50	162.70
17 3/4" x 71 1/2"	16"	long coffee	172.30	188.30
17 3/4" x 84"	16"	7' coffee (6 legs)	212.50	231.70
17 3/4" x 95 1/4"	16"	8' coffee (6 legs)	232.00	253.60




TTB5651/A Brass Long Coffee Table

17 3/4" x 71 1/2" — 16" height — Brass Tips — Black Nigrosine Legs
 Design in Glaze 45 matte black; 35 textured grey, 64 light green and
 28 matte white
 Retail \$188.30



TTB30—Grouping of Three Chow Tables—Brass

17 3/4" x 17 3/4" — 16" height — Brass Tips
 Glaze 30 dark brown
 Retail \$74.80 each — Grouping \$224.40



TTB64 Brass—Long Coffee Table

17 $\frac{3}{4}$ " x 71 $\frac{1}{2}$ "—16" height
 Glaze 64—matte light green
 Retail \$172.30

TTB ROUND BRASS TABLES — SCHEDULE G


1/8" x 1" molding with 3/4" Brass Tips

Diameter	Height		Plain	Design or Variegated
17 $\frac{3}{4}$ "	18"	3-legged stool	69.80	73.80
24"	20"	small lamp	108.00	115.60
27 $\frac{3}{4}$ "	20"	lamp	127.50	137.50
31 $\frac{1}{2}$ "	16"	small coffee	146.30	159.10
35 $\frac{1}{4}$ "	16"	coffee	172.30	188.30
35 $\frac{1}{4}$ "	28"	card	184.30	200.30
42 $\frac{3}{4}$ "	16"	large coffee	232.00	255.20
47 $\frac{3}{4}$ "	16"	4' coffee (6 legs)	297.00	326.60
54"	16"	4'6" coffee (6 legs)	371.00	409.40
60 $\frac{1}{4}$ "	16"	5' coffee (6 legs)	436.00	482.40



TTB28 Brass Round Coffee Table

35 $\frac{1}{4}$ " diameter—16" height—Brass Tips
 Glaze 28 matte white
 Retail \$172.30



TTC5610/A Walnut Corner Table

31 $\frac{1}{4}$ " x 31 $\frac{1}{4}$ "—20" height


INLAID AREAS of walnut

Glazes—28 white; 32 light brown; accent tiles of 32 light brown and 30 brown

Retail \$138.80

A pleasing effect is obtained by dividing the tile area with inlaid walnut strips—the width of the molding is the same as that of the tile module. You may submit your own design on graph paper, indicating the division you prefer.

The legs used with this molding are tapered from 1 $\frac{7}{8}$ " to 1".



TTE32 Teak Coffee Table

19 $\frac{1}{4}$ " x 60 $\frac{1}{2}$ "—height 16"—Brass Tips

Glaze 32

Retail \$157.25




TTA5510A Teak Chow Table or Stool
 16 $\frac{1}{4}$ " x 16 $\frac{1}{4}$ "—18" height
 Variegated in 30 dark brown; 32 light
 brown and 33 textured sand
 Retail \$66.50

TT ROUND TABLES WITH RING PEDESTAL — SCHEDULE H
 3/4" x 1 3/4" molding

Top Diameter	Ring Diameter	Height		Plain	Design or Variegated
49"	28"	16"	coffee table	335.50	365.10
49"	28"	28"	breakfast table	353.50	383.10
54"	31"	16"	coffee table	401.50	438.30
54"	31"	28"	dining table	419.50	456.30
60 $\frac{1}{4}$ "	34"	16"	coffee table	476.50	521.30
60 $\frac{1}{4}$ "	34"	28"	large dining table	494.50	539.30



TT35 Walnut Ring Pedestal Table
 46 $\frac{1}{2}$ " diameter—16" height
 Glaze 35, textured grey
 Retail \$278.00




TT5511/A Walnut Table—Special

16 $\frac{1}{2}$ " x 60 $\frac{1}{4}$ "—16" height

Design in 30 dark brown; 32 light brown; 45 black

Retail \$131.60




TT5512/A Walnut Table—Special

16 $\frac{1}{2}$ " x 47 $\frac{3}{4}$ "—16" height

28 matte white; 45 matte black; 30 dark brown

Retail \$111.20



**P164—35—FT2 Walnut Floor Lamp
with Tile Top Table**
59" height
Glaze 35—textured grey
Retail \$95.00

Shade LPN232/B 17-13-18
Natural peasant linen
Retail \$12.00
Complete \$107.00

For our other lamps, please see Stoneware Catalog No. 8

BASIC SIZE CHART

No. Tile	Tile Size	TT $\frac{3}{4} \times 1\frac{3}{4}$	TTA $\frac{5}{8} \times 1\frac{1}{4}$	TTB $\frac{1}{8} \times 1$	TTC $1\frac{1}{4} \times 1\frac{1}{4}$	TTD $1\frac{3}{4} \times 1\frac{3}{4}$
10	12 $\frac{1}{2}$	14	13 $\frac{3}{4}$	12 $\frac{3}{4}$	15	16
11	13 $\frac{3}{4}$	15 $\frac{1}{4}$	15	14	16 $\frac{1}{4}$	17 $\frac{1}{4}$
12	15	16 $\frac{1}{2}$	16 $\frac{1}{4}$	15 $\frac{1}{4}$	17 $\frac{1}{2}$	18 $\frac{1}{2}$
13	16 $\frac{1}{4}$	17 $\frac{3}{4}$	17 $\frac{1}{2}$	16 $\frac{1}{2}$	18 $\frac{3}{4}$	19 $\frac{3}{4}$
14	17 $\frac{1}{2}$	19	18 $\frac{3}{4}$	17 $\frac{3}{4}$	20	21
15	18 $\frac{3}{4}$	20 $\frac{1}{4}$	20	19	21 $\frac{1}{4}$	22 $\frac{1}{4}$
16	20	21 $\frac{1}{2}$	21 $\frac{1}{4}$	20 $\frac{1}{4}$	22 $\frac{1}{2}$	23 $\frac{1}{2}$
17	21 $\frac{1}{4}$	22 $\frac{3}{4}$	22 $\frac{1}{2}$	21 $\frac{1}{2}$	23 $\frac{3}{4}$	24 $\frac{3}{4}$
18	22 $\frac{1}{2}$	24	23 $\frac{3}{4}$	22 $\frac{3}{4}$	25	26
19	23 $\frac{3}{4}$	25 $\frac{1}{4}$	25	24	26 $\frac{1}{4}$	27 $\frac{1}{4}$
20	25	26 $\frac{1}{2}$	26 $\frac{1}{4}$	25 $\frac{1}{4}$	27 $\frac{1}{2}$	28 $\frac{1}{2}$
21	26 $\frac{1}{4}$	27 $\frac{3}{4}$	27 $\frac{1}{2}$	26 $\frac{1}{2}$	28 $\frac{3}{4}$	29 $\frac{3}{4}$
22	27 $\frac{1}{2}$	29	28 $\frac{3}{4}$	27 $\frac{3}{4}$	30	31
23	28 $\frac{3}{4}$	30 $\frac{1}{4}$	30	29	31 $\frac{1}{4}$	32 $\frac{1}{4}$
24	30	31 $\frac{1}{2}$	31 $\frac{1}{4}$	30 $\frac{1}{4}$	32 $\frac{1}{2}$	33 $\frac{1}{2}$
25	31 $\frac{1}{4}$	32 $\frac{3}{4}$	32 $\frac{1}{2}$	31 $\frac{1}{2}$	33 $\frac{3}{4}$	34 $\frac{3}{4}$
26	32 $\frac{1}{2}$	34	33 $\frac{3}{4}$	32 $\frac{3}{4}$	35	36
27	33 $\frac{3}{4}$	35 $\frac{1}{4}$	35	34	36 $\frac{1}{4}$	37 $\frac{1}{4}$
28	35	36 $\frac{1}{2}$	36 $\frac{1}{4}$	35 $\frac{1}{4}$	37 $\frac{1}{2}$	38 $\frac{1}{2}$
29	36 $\frac{1}{4}$	37 $\frac{3}{4}$	37 $\frac{1}{2}$	36 $\frac{1}{2}$	38 $\frac{3}{4}$	39 $\frac{3}{4}$
30	37 $\frac{1}{2}$	39	38 $\frac{3}{4}$	37 $\frac{3}{4}$	40	41
31	38 $\frac{3}{4}$	40 $\frac{1}{4}$	40	39	41 $\frac{1}{4}$	42 $\frac{1}{4}$
32	40	41 $\frac{1}{2}$	41 $\frac{1}{4}$	40 $\frac{1}{4}$	42 $\frac{1}{2}$	43 $\frac{1}{2}$
33	41 $\frac{1}{4}$	42 $\frac{3}{4}$	42 $\frac{1}{2}$	41 $\frac{1}{2}$	43 $\frac{3}{4}$	44 $\frac{3}{4}$
34	42 $\frac{1}{2}$	44	43 $\frac{3}{4}$	42 $\frac{3}{4}$	45	46
35	43 $\frac{3}{4}$	45 $\frac{1}{4}$	45	44	46 $\frac{1}{4}$	47 $\frac{1}{4}$
36	45	46 $\frac{1}{2}$	46 $\frac{1}{4}$	45 $\frac{1}{4}$	47 $\frac{1}{2}$	48 $\frac{1}{2}$
37	46 $\frac{1}{4}$	47 $\frac{3}{4}$	47 $\frac{1}{2}$	46 $\frac{1}{2}$	48 $\frac{3}{4}$	49 $\frac{3}{4}$
38	47 $\frac{1}{2}$	49	48 $\frac{3}{4}$	47 $\frac{3}{4}$	50	51
39	48 $\frac{3}{4}$	50 $\frac{1}{4}$	50	49	51 $\frac{1}{4}$	52 $\frac{1}{4}$
40	50	51 $\frac{1}{2}$	51 $\frac{1}{4}$	50 $\frac{1}{4}$	52 $\frac{1}{2}$	53 $\frac{1}{2}$
41	51 $\frac{1}{4}$	52 $\frac{3}{4}$	52 $\frac{1}{2}$	51 $\frac{1}{2}$	53 $\frac{3}{4}$	54 $\frac{3}{4}$
42	52 $\frac{1}{2}$	54	53 $\frac{3}{4}$	52 $\frac{3}{4}$	55	56
43	53 $\frac{3}{4}$	55 $\frac{1}{4}$	55	54	56 $\frac{1}{4}$	57 $\frac{1}{4}$
44	55	56 $\frac{1}{2}$	56 $\frac{1}{4}$	55 $\frac{1}{4}$	57 $\frac{1}{2}$	58 $\frac{1}{2}$

BASIC SIZE CHART (Continued)

No. Tile	Tile Size	TT $\frac{3}{4} \times 1\frac{3}{4}$	TTA $\frac{5}{8} \times 1\frac{1}{4}$	TTB $\frac{1}{8} \times 1$	TTC $1\frac{1}{4} \times 1\frac{1}{4}$	TTD $1\frac{3}{4} \times 1\frac{3}{4}$
45	56 $\frac{1}{4}$	57 $\frac{3}{4}$	57 $\frac{1}{2}$	56 $\frac{1}{2}$	58 $\frac{3}{4}$	59 $\frac{3}{4}$
46	57 $\frac{1}{2}$	59	58 $\frac{3}{4}$	57 $\frac{3}{4}$	60	61
47	58 $\frac{3}{4}$	60 $\frac{1}{4}$	60	59	61 $\frac{1}{4}$	62 $\frac{1}{4}$
48	60	61 $\frac{1}{2}$	61 $\frac{1}{4}$	60 $\frac{1}{4}$	62 $\frac{1}{2}$	63 $\frac{1}{2}$
49	61 $\frac{1}{4}$	62 $\frac{3}{4}$	62 $\frac{1}{2}$	61 $\frac{1}{2}$	63 $\frac{3}{4}$	64 $\frac{3}{4}$
50	62 $\frac{1}{2}$	64	63 $\frac{3}{4}$	62 $\frac{3}{4}$	65	66
51	63 $\frac{3}{4}$	65 $\frac{1}{4}$	65	64	66 $\frac{1}{4}$	67 $\frac{1}{4}$
52	65	66 $\frac{1}{2}$	66 $\frac{1}{4}$	65 $\frac{1}{4}$	67 $\frac{1}{2}$	68 $\frac{1}{2}$
53	66 $\frac{1}{4}$	67 $\frac{3}{4}$	67 $\frac{1}{2}$	66 $\frac{1}{2}$	68 $\frac{3}{4}$	69 $\frac{3}{4}$
54	67 $\frac{1}{2}$	69	68 $\frac{3}{4}$	67 $\frac{3}{4}$	70	71
55	68 $\frac{3}{4}$	70 $\frac{1}{4}$	70	69	71 $\frac{1}{4}$	72 $\frac{1}{4}$
56	70	71 $\frac{1}{2}$	71 $\frac{1}{4}$	70 $\frac{1}{4}$	72 $\frac{1}{2}$	73 $\frac{1}{2}$
57	71 $\frac{1}{4}$	72 $\frac{3}{4}$	72 $\frac{1}{2}$	71 $\frac{1}{2}$	73 $\frac{3}{4}$	74 $\frac{3}{4}$
58	72 $\frac{1}{2}$	74	73 $\frac{3}{4}$	72 $\frac{3}{4}$	75	76
59	73 $\frac{3}{4}$	75 $\frac{1}{4}$	75	74	76 $\frac{1}{4}$	77 $\frac{1}{4}$
60	75	76 $\frac{1}{2}$	76 $\frac{1}{4}$	75 $\frac{1}{4}$	77 $\frac{1}{2}$	78 $\frac{1}{2}$
61	76 $\frac{1}{4}$	77 $\frac{3}{4}$	77 $\frac{1}{2}$	76 $\frac{1}{2}$	78 $\frac{3}{4}$	79 $\frac{3}{4}$
62	77 $\frac{1}{2}$	79	78 $\frac{3}{4}$	77 $\frac{3}{4}$	80	81
63	78 $\frac{3}{4}$	80 $\frac{1}{4}$	80	79	81 $\frac{1}{4}$	82 $\frac{1}{4}$
64	80	81 $\frac{1}{2}$	81 $\frac{1}{4}$	80 $\frac{1}{4}$	82 $\frac{1}{2}$	83 $\frac{1}{2}$
65	81 $\frac{1}{4}$	82 $\frac{3}{4}$	82 $\frac{1}{2}$	81 $\frac{1}{2}$	83 $\frac{3}{4}$	84 $\frac{3}{4}$
66	82 $\frac{1}{2}$	84	83 $\frac{3}{4}$	82 $\frac{3}{4}$	85	86
67	83 $\frac{3}{4}$	85 $\frac{1}{4}$	85	84	86 $\frac{1}{4}$	87 $\frac{1}{4}$
68	85	86 $\frac{1}{2}$	86 $\frac{1}{4}$	85 $\frac{1}{4}$	87 $\frac{1}{2}$	88 $\frac{1}{2}$
69	86 $\frac{1}{4}$	87 $\frac{3}{4}$	87 $\frac{1}{2}$	86 $\frac{1}{2}$	88 $\frac{3}{4}$	89 $\frac{3}{4}$
70	87 $\frac{1}{2}$	89	88 $\frac{3}{4}$	87 $\frac{3}{4}$	90	91
71	88 $\frac{3}{4}$	90 $\frac{1}{4}$	90	89	91 $\frac{1}{4}$	92 $\frac{1}{4}$
72	90	91 $\frac{1}{2}$	91 $\frac{1}{4}$	90 $\frac{1}{4}$	92 $\frac{1}{2}$	93 $\frac{1}{2}$
73	91 $\frac{1}{4}$	92 $\frac{3}{4}$	92 $\frac{1}{2}$	91 $\frac{1}{2}$	93 $\frac{3}{4}$	94 $\frac{3}{4}$
74	92 $\frac{1}{2}$	94	93 $\frac{3}{4}$	92 $\frac{3}{4}$	95	96
75	93 $\frac{3}{4}$	95 $\frac{1}{4}$	95	94	96 $\frac{1}{4}$	97 $\frac{1}{4}$
76	95	96 $\frac{1}{2}$	96 $\frac{1}{4}$	95 $\frac{1}{4}$	97 $\frac{1}{2}$	98 $\frac{1}{2}$
77	96 $\frac{1}{4}$	97 $\frac{3}{4}$	97 $\frac{1}{2}$	96 $\frac{1}{2}$	98 $\frac{3}{4}$	99 $\frac{3}{4}$

BASIC PRICE CHART

1 No. Tile	Table Frame		Stoneware Tile	
	2 TT TTA	3 TTB, TTC, TTD, and TTE Round TT, TTA, TTB	4 Plain	5 Design or Variegated
160	21.00	26.30	16.00	19.20
180	22.00	27.50	18.00	21.60
200	23.00	28.80	20.00	24.00
220	24.00	30.00	22.00	26.40
240	25.00	31.30	24.00	28.80
260	26.00	32.50	26.00	31.20
280	27.00	33.80	28.00	33.60
300	28.00	35.00	30.00	36.00
320	29.00	36.30	32.00	38.40
340	30.00	37.50	34.00	40.80
360	31.00	38.80	36.00	43.20
380	32.00	40.00	38.00	45.60
400	33.00	41.30	40.00	48.00
420	34.00	42.50	42.00	50.40
440	35.00	43.80	44.00	52.80
460	36.00	45.00	46.00	55.20
480	37.00	46.30	48.00	57.60
500	38.00	47.50	50.00	60.00
520	39.00	48.80	52.00	62.40
540	40.00	50.00	54.00	64.80
560	41.00	51.30	56.00	67.20
580	42.00	52.50	58.00	69.60
600	43.00	53.80	60.00	72.00
620	44.00	55.00	62.00	74.40
640	45.00	56.30	64.00	76.80
660	46.00	57.50	66.00	79.20
680	47.00	58.80	68.00	81.60
700	48.00	60.00	70.00	84.00
720	49.00	61.30	72.00	86.40
740	50.00	62.50	74.00	88.80
760	51.00	63.80	76.00	91.20
780	52.00	65.00	78.00	93.60
800	53.00	66.30	80.00	96.00
840	56.00	70.00	84.00	100.80
880	58.00	72.50	88.00	105.60

BASIC PRICE CHART (Continued)

1 No. Tile	Table Frame		Stoneware Tile	
	2 TT TTA	3 TTB, TTC, TTD, and TTE Round TT, TTA, TTB	4 Plain	5 Design or Variegated
920	60.00	75.00	92.00	110.40
960	62.00	77.50	96.00	115.20
1000	64.00	80.00	100.00	120.00
1040	66.00	82.50	104.00	124.80
1080	68.00	85.00	108.00	129.60
1120	70.00	87.50	112.00	134.40
1160	72.00	90.00	116.00	139.20
1200	74.00	92.50	120.00	144.00
1240	76.00	95.00	124.00	148.80
1280	78.00	97.50	128.00	153.60
1320	80.00	100.00	132.00	158.40
1360	82.00	102.50	136.00	163.20
1400	84.00	105.00	140.00	168.00
1440	86.00	107.50	144.00	172.80
1480	88.00	110.00	148.00	177.60
1520	90.00	112.50	152.00	182.40
1560	92.00	115.00	156.00	187.20
1600	94.00	117.50	160.00	192.00
1680	100.00	125.00	168.00	201.60
1760	104.00	130.00	176.00	211.20
1840	108.00	135.00	184.00	220.80
1920	112.00	140.00	192.00	230.40
2000	116.00	145.00	200.00	240.00
2080	120.00	150.00	208.00	249.60
2160	124.00	155.00	216.00	259.20
2240	128.00	160.00	224.00	268.80
2320	132.00	165.00	232.00	278.40
2400	136.00	170.00	240.00	288.00
2480	140.00	175.00	248.00	297.60
2560	144.00	180.00	256.00	307.20
2640	148.00	185.00	264.00	316.80
2720	152.00	190.00	272.00	326.40
2800	156.00	195.00	280.00	336.00

SPECIAL SIZES AND DESIGNS

The tables shown in this catalog comprise our Standard Line. Upon request, we will furnish quotations on special sizes, designs and wood finishes. We suggest that your request be accompanied with scale drawings on graph paper.

METHOD OF PRICING TABLES

1. To arrive at the price of a stoneware tile top table not shown in the catalog, it is necessary to add the following prices only:

	Page	Column	Amount
(a) Table Top Frame price	22-23	2 or 3	_____
(b) Stoneware Tile price	22-23	4 or 5	_____
(c) Leg price	3	Leg Chart	_____
(d) Special charges, if any (Finish, rack, etc.)		Spec. Charges	_____
		TOTAL	_____

EXAMPLE:

MOLDING	SIZE DESIRED	NEAREST SIZE AVAILABLE	DESIGN
TTA	18½" x 58" x 18" high	18¾" x 57½" x 18" high	Variegated

- STEP 1. (a) In Column No. 4, under TTA molding, on the SIZE CHART (page 20), is found the nearest size to the 18½" width desired. . . . 18¾"
 (b) In Column No. 1 of the same chart is found the number of tile for the width 14
 (c) In Column No. 4, in the same manner, you will find the nearest size to the 58" length desired. 57½"
 (d) In Column No. 1, the number of tile for the desired length is. 45

STEP 2. The number of tile required is 14 x 45—630.

STEP 3. In Column 1 on the PRICE CHART on Page 22, after 640 tile (the bracket which prices tables with 621 to 640 tile) you will find:

	Page	Column	Amount
(a) Table Top Frame price	22	2	\$ 45.00
(b) Stoneware Tile price (variegated)	22	5	76.80
(c) Legs for 18" height	3	Leg Chart	22.00
		TOTAL (Retail price)	\$143.80

MARSHALL STUDIOS, INC.
VEEDERSBURG, IND.

Sec. 34.66 P.L. & R.